

All-in-one hydrogen refueling station

Liquid-to-gas series | From light-duty 700 bar to heavy-duty 350 bar



With more than 260 hydrogen stations delivered all over the world, Air Liquide provides **global hydrogen refueling solutions** from project definition to operation and maintenance support.

Part of the liquid-to-gas series, the all-in-one station can supply **gaseous hydrogen at 350 bar for heavy-duty vehicles and 700 bar for light-duty vehicles using liquid hydrogen** as a source. The single skid provides a compact footprint, with the possibility of a deported dispenser.

Key benefits

- ✓ Versatility and compact footprint
- ✓ 700 bar and 350 bar dispensing
- ✓ Highly efficient liquid hydrogen pump
- ✓ No-fog vaporizer technology
- ✓ Optimization of CAPEX

LIQUID-TO-GAS SERIES



ALL-IN-ONE
From light-duty 700 bar to heavy-duty 350 bar



MODULAR
For light and heavy-duty vehicles 700 bar






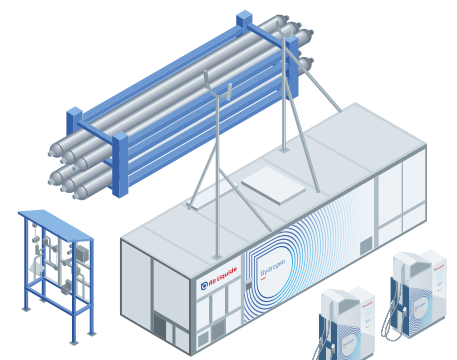
MODULAR
For heavy-duty vehicles 350 bar

All-in-one hydrogen refueling station

Liquid-to-gas series | From light-duty 700 bar to heavy-duty 350 bar

Performances

	Standard configuration	Extended configuration
 Dispenser(s)	1 x H70/H35 double (LD/HD) 1 x H70 single (LD)	2 x H70/H35 double (LD/HD)
 Max. vehicles in 1 hour	24 cars (4 kg each) OR 4 buses (20 kg each)	32 cars (4 kg each) OR 6 buses (20 kg each)
 24h capacity based on standardized profile	1,200 kg/day	1,600 kg/day



* Source trailers and dispensers excluded

Technical specifications

Fueling time	<ul style="list-style-type: none"> H70 - light-duty: 4 kg in 3 min H35 - heavy-duty: 20 kg in 15 min
Noise	< 85 dBA at 1 m
Utilities	<ul style="list-style-type: none"> 480 V, 3 phases, 60 Hz, 200 kVA Compressed air system included Nitrogen for maintenance purposes only
Safety	<ul style="list-style-type: none"> Hydrogen / flame detection Emergency stop buttons Flare adapted to urban use
Environment	Ambient operating temperature: -20°C to +40°C
Codes and standard	<ul style="list-style-type: none"> ASME sect VIII, div 1/ (div 3) ASME B-31.3 / ASME B-31.12 ISO 19880-1 EIGA IGC 15/06 guidelines for gaseous hydrogen station SAE J2601 2016 version (including MC method) / SAE J2600 / SAE J2799 NFPA-2 / NFPA-55 / NFPA 70 / NFPA 496 CE upon request

Modularity

Compatible hydrogen sources

- Liquid hydrogen trailer
- LH₂ tank: 1,200 kg, integrated in the station

Compression and storage

- MP storage capacity upon request
- 98% availability - higher level of redundancy upon request


Dispensers

- Up to 2 dispensers per station
- Parallel refuellings possible
- Adaptable branding and colors

Services & maintenance support

- Preventive and corrective maintenance contract
- Technical assistance and training
- Spare parts supply
- Remote control for operation and assistance

Discover our complete range of hydrogen refueling stations:



Contact us

ww-h2refuelingstations@airliquide.com

www.advancedtech.airliquide.com